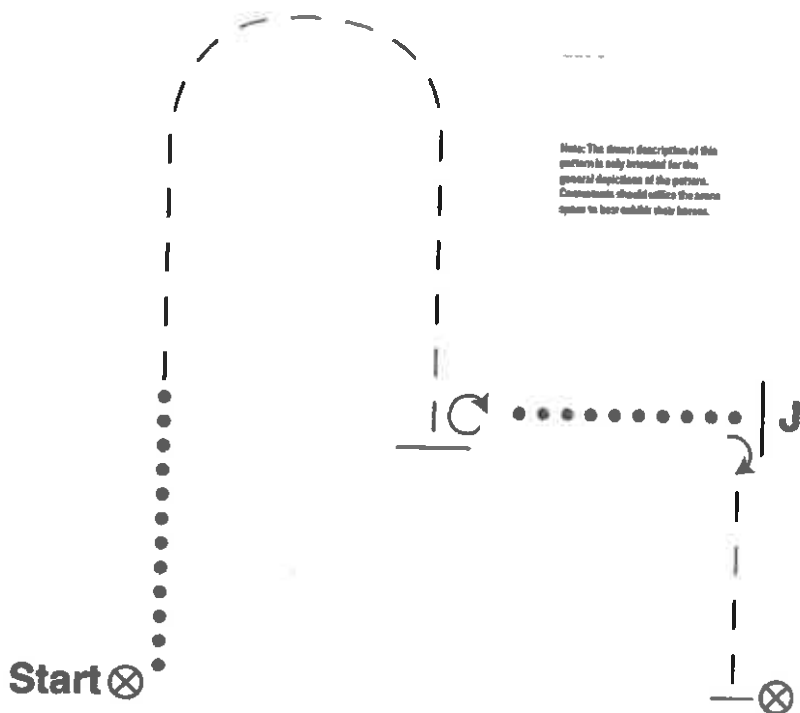


# SHOWMANSHIP

## GYMKHANA

### EXHIBITORS

Class 147 148  
17 & UP, 15 - 16



1. Walk  $\frac{1}{2}$  line
2. Trot around end and down line
3. Halt and execute a  $\frac{3}{4}$  turn
4. Walk to judge
5. Set up for inspection
6. After inspection,  $\frac{1}{4}$  turn and trot to marker
7. Exit at a walk or trot

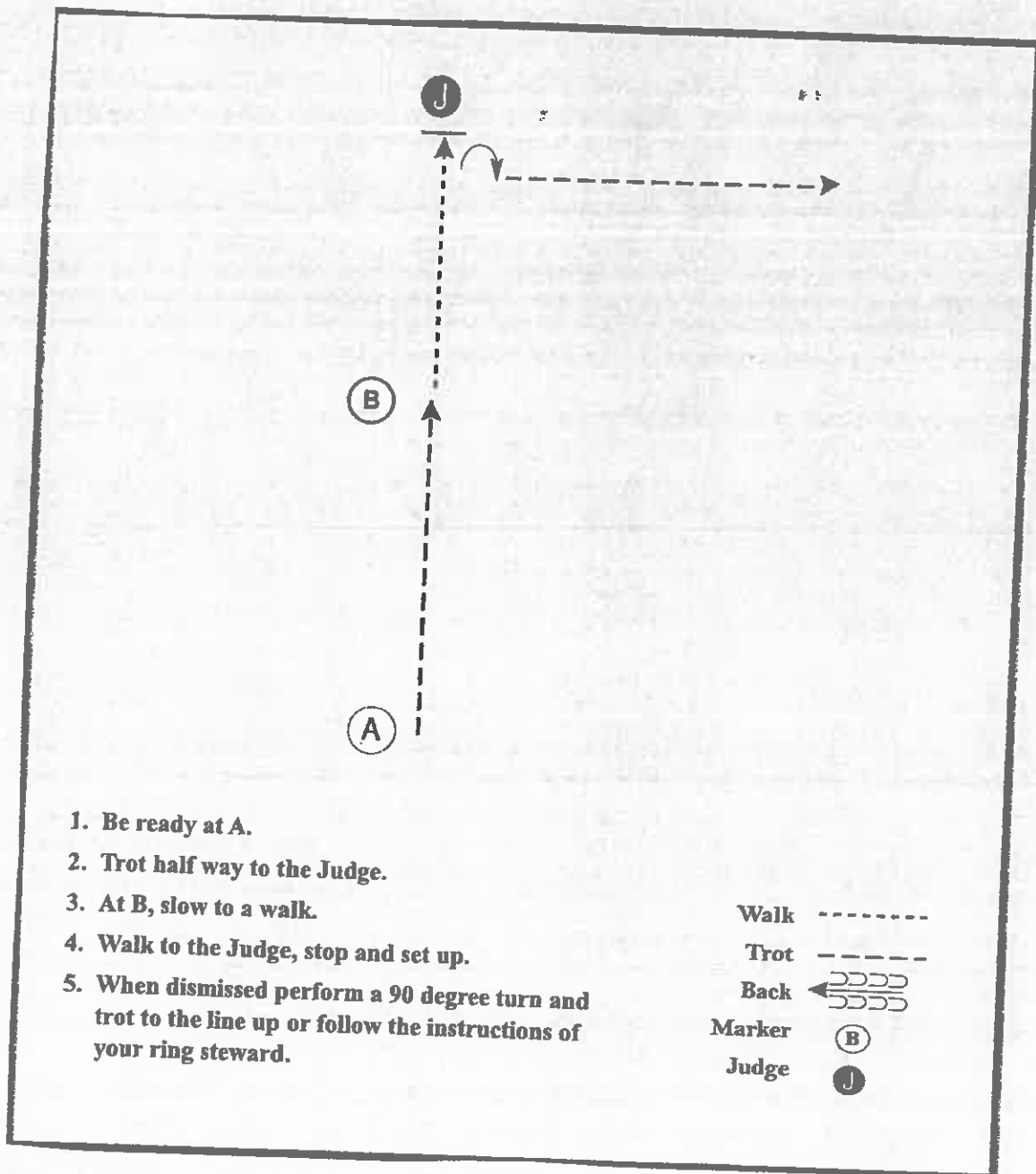
# SHOWMANSHIP

## GYMKHANA

### EXHIBITORS

8-14

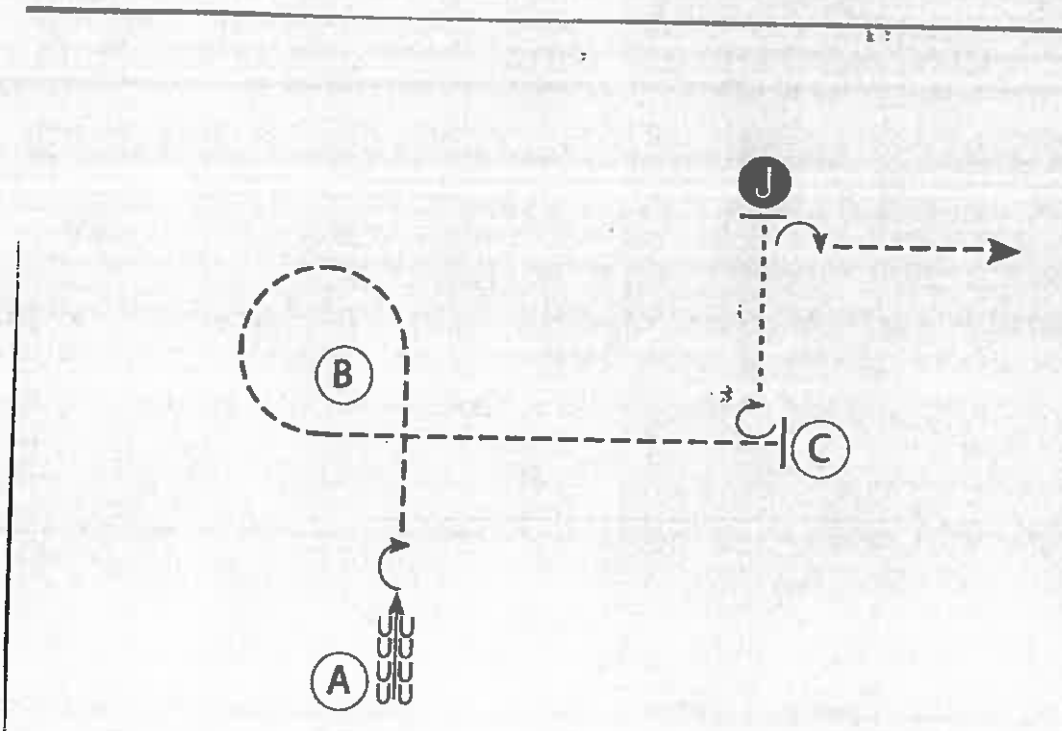
CLASSES 149 (13-14) 150 (11-12) 151 (8-10)



# GRAND CHAMPION & RESERVE GRAND CHAMPION

## GYMKHANA


EXHIBITORS  
CLASS 152  
15 & UP



Be ready at A.

1. When acknowledged, back 5 steps.
2. Pivot 180 degrees.
3. Trot to and around B and continue to C.
4. Stop at C and turn 270 degrees.
5. Walk to judge. Stop and set up for inspection.
6. When dismissed, turn 90 degrees and trot away.

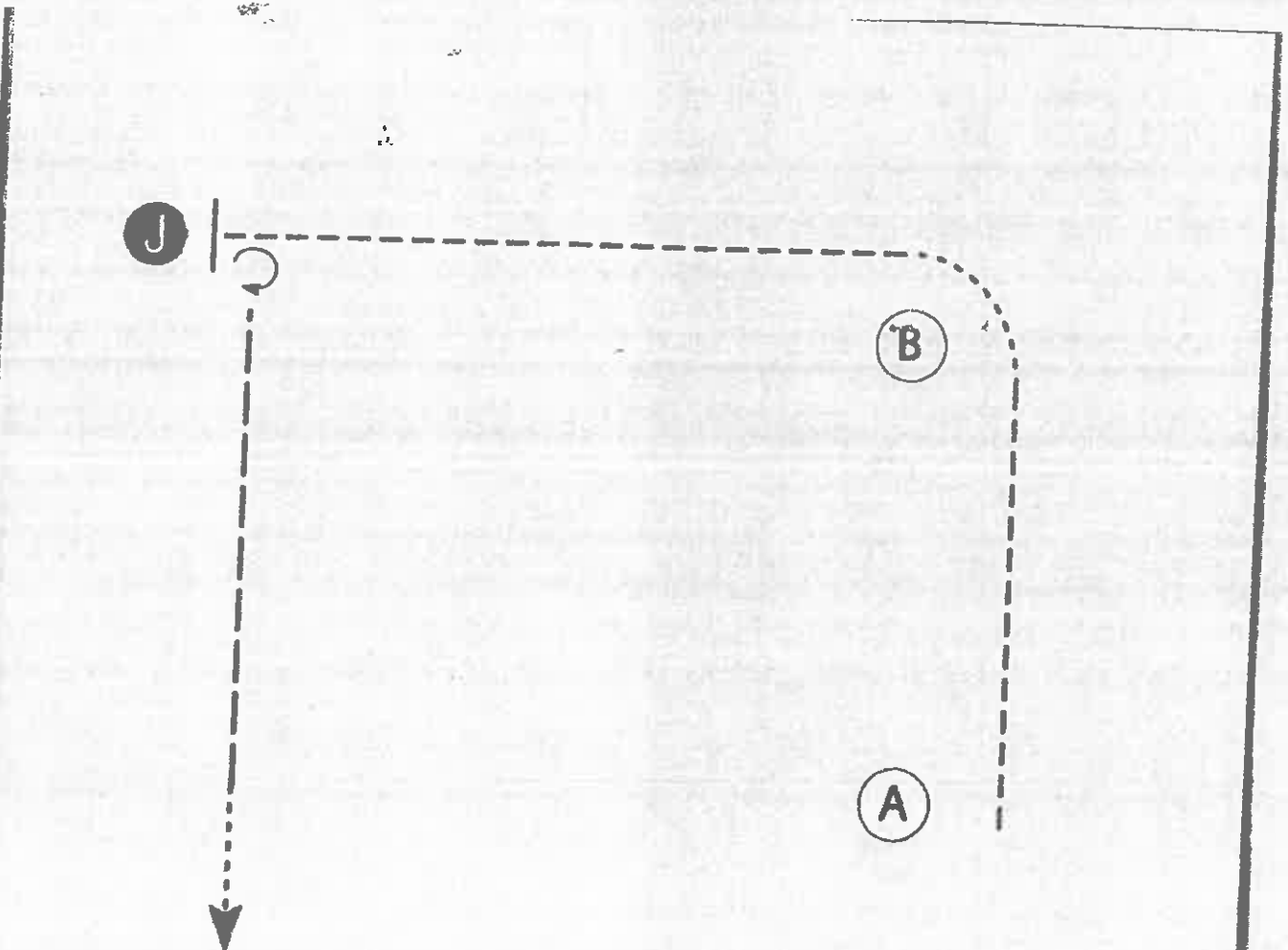
Follow the instructions of your ring steward.



# GRAND CHAMPION & RESERVE GRAND CHAMPION

## GYMKHANA

EXHIBITORS  
CLASS 153  
8 - 14



Be ready at A.

1. Trot from A to just before B.
2. Break to a walk and walk to and around B.
3. Trot to Judge.
4. Stop and set up for inspection.
5. Perform a 270 degree turn and extend trot until even with A.
6. Walk out, pattern is complete.

Walk	-----
Trot	- - - - -
Back	← 3333 5555
Marker	(B)
Judge	(J)

Grand Champion  
&  
Reserve Grand  
Champion

CLASS 159 15+4p  
160 8+014

